

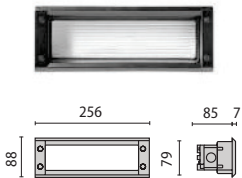
INSERT 1/2

design by ROBERTO FIORATO

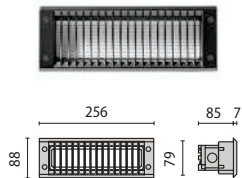


- GR-20 / Metallic grey / Glossy
- BK-81 / Black / Textured
- IVORY-10 / Ivory / Textured


- Series of wall recessed luminaires for indoor and outdoor general lighting use in two sizes, comprising:
 - Painted die-cast aluminium housing
 - Pressed transparent glass diffuser with internal pattern
 - EPDM gasket
 - Die-cast painted aluminium ring, vertical (FV) and horizontal (GO) trims
 - Stainless steel locking screws
 - The fixture requires recessed fixing box which must be ordered separately



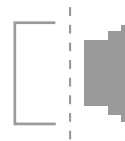
INSERT 1



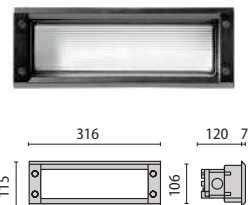
INSERT 1
FV



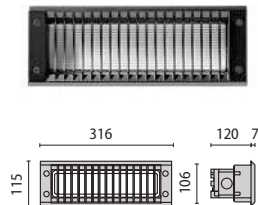
INSERT 1
GO



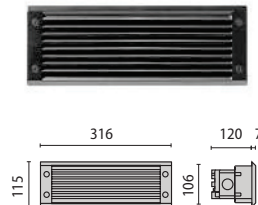
The fixture requires recessed fixing box which must be ordered separately.



INSERT 2



INSERT 2
FV



INSERT 2
GO

Package size




INSERT 1
13 x 30 x 34 cm
(master x 3)



INSERT 2
15,5 x 35,5 x 43 cm
(master x 3)

INSERT 1

IK08 5J xx5


| LAMPHOLDER | WATTAGE | CLASS |  | CRI | KELVIN | COS ϕ $\geq 0,9$ | OPTIC | OPTIC BEAM | LIGHTSOURCE LUMEN OUTPUT | LUMINAIRE LUMEN OUTPUT | L | B | LIFETIME | COLOUR/ RAL | PART NUMBER |
|------------|---------|-------|-----------------------------------------------------------------------------------|-----|--------|--------------------------|-------|------------|-----------------------------|---------------------------|---|---|----------|----------------|-------------|
| E14 | 1x40 W | I | • | - | - | - | S/EW | - | - | - | - | - | - | ● | 007334 |
| E14 | 1x40 W | I | • | - | - | - | S/EW | - | - | - | - | - | - | ● | 007341 |
| E14 | 1x40 W | I | • | - | - | - | S/EW | - | - | - | - | - | - | ● | 007340 |

 PHILIPS PL-E E14 1x9W



INSERT 1 FV

IK09 10J xx7


| LAMPHOLDER | WATTAGE | CLASS |  | CRI | KELVIN | COS ϕ $\geq 0,9$ | OPTIC | OPTIC BEAM | LIGHTSOURCE LUMEN OUTPUT | LUMINAIRE LUMEN OUTPUT | L | B | LIFETIME | COLOUR/ RAL | PART NUMBER |
|------------|---------|-------|-----------------------------------------------------------------------------------|-----|--------|--------------------------|-------|------------|-----------------------------|---------------------------|---|---|----------|----------------|-------------|
| E14 | 1x40 W | I | • | - | - | - | S/EW | - | - | - | - | - | - | ● | 007336 |
| E14 | 1x40 W | I | • | - | - | - | S/EW | - | - | - | - | - | - | ● | 007345 |
| E14 | 1x40 W | I | • | - | - | - | S/EW | - | - | - | - | - | - | ● | 007344 |

 PHILIPS PL-E E14 1x9W



INSERT 1 GO

IK10 20J xx9


| LAMPHOLDER | WATTAGE | CLASS |  | CRI | KELVIN | COS ϕ $\geq 0,9$ | OPTIC | OPTIC BEAM | LIGHTSOURCE LUMEN OUTPUT | LUMINAIRE LUMEN OUTPUT | L | B | LIFETIME | COLOUR/ RAL | PART NUMBER |
|------------|---------|-------|-----------------------------------------------------------------------------------|-----|--------|--------------------------|-------|------------|-----------------------------|---------------------------|---|---|----------|----------------|-------------|
| E14 | 1x40 W | I | • | - | - | - | S/EW | - | - | - | - | - | - | ● | 007335 |
| E14 | 1x40 W | I | • | - | - | - | S/EW | - | - | - | - | - | - | ● | 007343 |
| E14 | 1x40 W | I | • | - | - | - | S/EW | - | - | - | - | - | - | ● | 007342 |

 PHILIPS PL-E E14 1x9W



INSERT 2

IK08 5J xx5


| LAMPHOLDER | WATTAGE | CLASS |  | CRI | KELVIN | COS ϕ $\geq 0,9$ | OPTIC | OPTIC BEAM | LIGHTSOURCE LUMEN OUTPUT | LUMINAIRE LUMEN OUTPUT | L | B | LIFETIME | COLOUR/ RAL | PART NUMBER |
|----------------------------------------|---------|-------|-------------------------------------------------------------------------------------|-----|--------|--------------------------|-------|------------|-----------------------------|---------------------------|---|---|----------|----------------|-------------|
| Fluorescent- electronic ballast | | | | | | | | | | | | | | | |
| 2G11 | 1x18 W | I | - | - | 2700 | • | S/EW | - | - | - | - | - | - | ● | 057403 |
| 2G11 | 1x18 W | I | - | - | 2700 | • | S/EW | - | - | - | - | - | - | ● | 057365 |
| 2G11 | 1x18 W | I | - | - | 2700 | • | S/EW | - | - | - | - | - | - | ● | 057364 |
| Fluorescent-magnetic ballast | | | | | | | | | | | | | | | |
| 2G11 | 1x18 W | I | • | - | 2700 | • | S/EW | - | - | - | - | - | - | ● | 007403 |
| 2G11 | 1x18 W | I | • | - | 2700 | • | S/EW | - | - | - | - | - | - | ● | 007365 |
| 2G11 | 1x18 W | I | • | - | 2700 | • | S/EW | - | - | - | - | - | - | ● | 007364 |
| E27 | 1x60 W | I | • | - | - | - | S/EW | - | - | - | - | - | - | ● | 007354 |
| E27 | 1x60 W | I | • | - | - | - | S/EW | - | - | - | - | - | - | ● | 007357 |
| E27 | 1x60 W | I | • | - | - | - | S/EW | - | - | - | - | - | - | ● | 007356 |

 Dulux EL Longlife E27 1x15W /  PHILIPS PL-E E27 1x20W




INSERT 2 FV

IK08 5J xx5

| LAMPHOLDER | WATTAGE | CLASS |  | CRI | KELVIN | COS ϕ $\geq 0,9$ | OPTIC | OPTIC BEAM | LIGHTSOURCE LUMEN OUTPUT | LUMINAIRE LUMEN OUTPUT | L | B | LIFETIME | COLOUR/ RAL | PART NUMBER |
|----------------------------------------|---------|-------|-------------------------------------------------------------------------------------|-----|--------|--------------------------|-------|------------|-----------------------------|---------------------------|---|---|----------|----------------|-------------|
| Fluorescent- electronic ballast | | | | | | | | | | | | | | | |
| 2G11 | 1x18 W | I | - | - | 2700 | • | S/EW | - | - | - | - | - | - | ● | 057412 |
| 2G11 | 1x18 W | I | - | - | 2700 | • | S/EW | - | - | - | - | - | - | ● | 057369 |
| 2G11 | 1x18 W | I | - | - | 2700 | • | S/EW | - | - | - | - | - | - | ● | 057368 |
| Fluorescent-magnetic ballast | | | | | | | | | | | | | | | |
| 2G11 | 1x18 W | I | • | - | 2700 | • | S/EW | - | - | - | - | - | - | ● | 007412 |
| 2G11 | 1x18 W | I | • | - | 2700 | • | S/EW | - | - | - | - | - | - | ● | 007369 |
| 2G11 | 1x18 W | I | • | - | 2700 | • | S/EW | - | - | - | - | - | - | ● | 007368 |
| E27 | 1x60 W | I | • | - | - | - | S/EW | - | - | - | - | - | - | ● | 007402 |
| E27 | 1x60 W | I | • | - | - | - | S/EW | - | - | - | - | - | - | ● | 007361 |
| E27 | 1x60 W | I | • | - | - | - | S/EW | - | - | - | - | - | - | ● | 007360 |

 Dulux EL Longlife E27 1x15W /  PHILIPS PL-E E27 1x20W



INSERT 2 GO

IK08 5J xx5



Fluorescent- electronic ballast

| LAMPHOLDER | WATTAGE | CLASS | EFF | CRI | KELVIN | COS φ ≥ 0,9 | OPTIC | OPTIC BEAM | LIGHTSOURCE LUMEN OUTPUT | LUMINAIRE LUMEN OUTPUT | L | B | LIFETIME | COLOUR/ RAL | PART NUMBER |
|------------|---------|-------|-----|-----|--------|-------------|-------|------------|--------------------------|------------------------|---|---|----------|-------------|---------------|
| 2G11 | 1x18 W | I | - | - | 2700 | • | S/EW | - | - | - | - | - | - | ● | 057411 |
| 2G11 | 1x18 W | I | - | - | 2700 | • | S/EW | - | - | - | - | - | - | ● | 057367 |
| 2G11 | 1x18 W | I | - | - | 2700 | • | S/EW | - | - | - | - | - | - | ● | 057366 |

Fluorescent-magnetic ballast

| | | | | | | | | | | | | | | | |
|------|--------|---|---|---|------|---|------|---|---|---|---|---|---|---|---------------|
| 2G11 | 1x18 W | I | • | - | 2700 | • | S/EW | - | - | - | - | - | - | ● | 007411 |
| 2G11 | 1x18 W | I | • | - | 2700 | • | S/EW | - | - | - | - | - | - | ● | 007367 |
| 2G11 | 1x18 W | I | • | - | 2700 | • | S/EW | - | - | - | - | - | - | ● | 007366 |

| | | | | | | | | | | | | | | | |
|-----|--------|---|---|---|---|---|------|---|---|---|---|---|---|---|---------------|
| E27 | 1x60 W | I | • | - | - | - | S/EW | - | - | - | - | - | - | ● | 007355 |
| E27 | 1x60 W | I | • | - | - | - | S/EW | - | - | - | - | - | - | ● | 007359 |
| E27 | 1x60 W | I | • | - | - | - | S/EW | - | - | - | - | - | - | ● | 007358 |

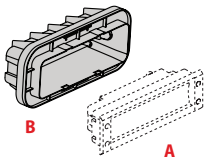
☞ Dulux EL Longlife E27 1x15W / ☞ PHILIPS PL-E E27 1x20W

MANDATORY ACCESSORIES

Recessed fixing kit

→ Recessed fixing kit made of technopolymer to be cemented into wall prior to installation of the luminaire

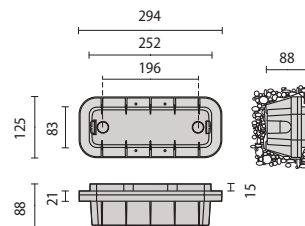
| DESCRIPTION | COLOR | PART NUMBER |
|------------------------------|-------|---------------|
| INSERT 1/2 | | |
| Recessed fixing kit Insert 1 | | 008120 |
| Recessed fixing kit Insert 2 | | 008122 |



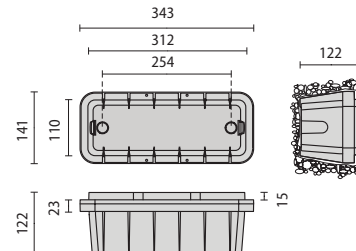
Complete unit

1A+1B = please order 2 codes

| COMPONENTS |
|------------------------------|
| A luminaire |
| B recessed fixing kit |



INSERT 1
008120



INSERT 2
008122